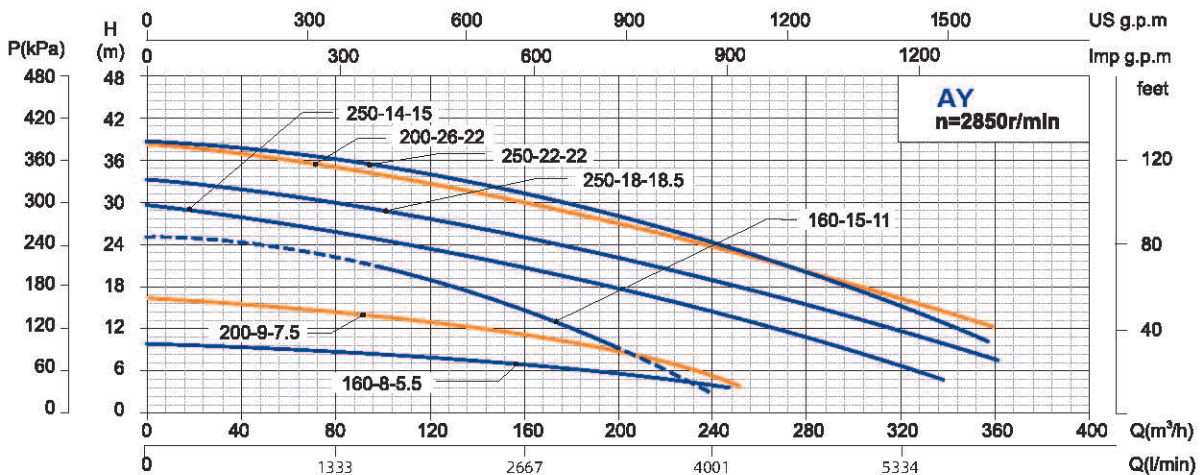
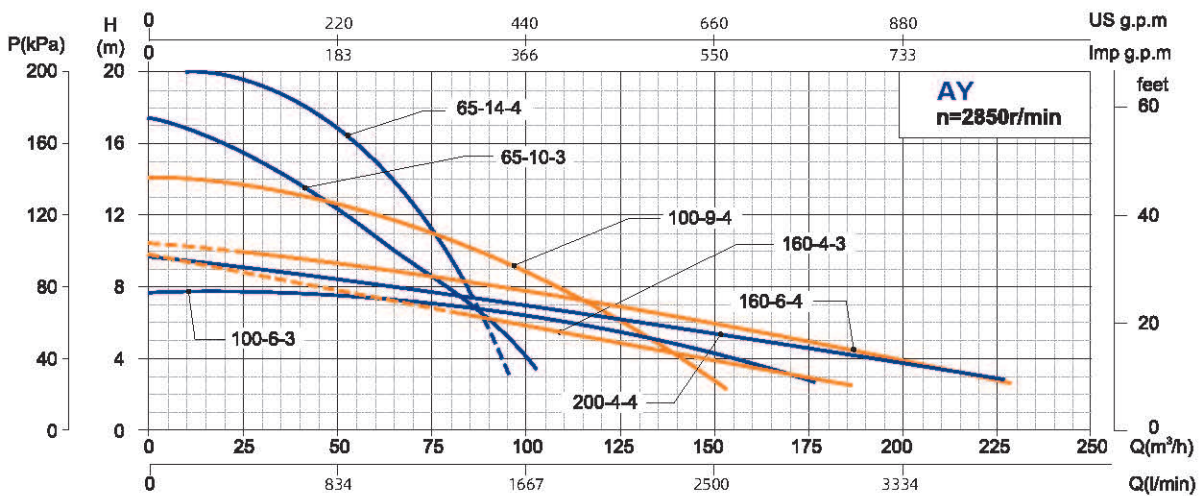
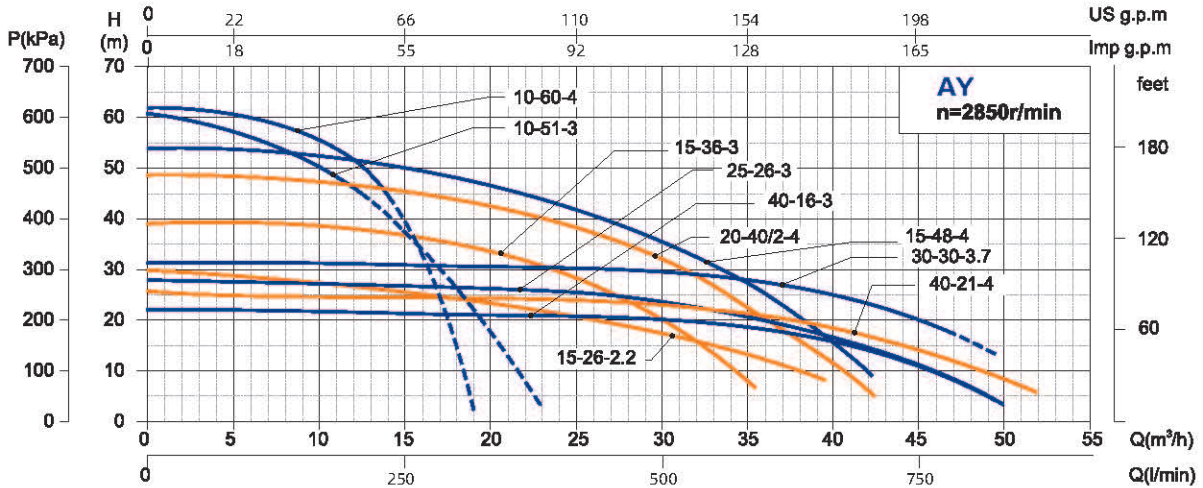
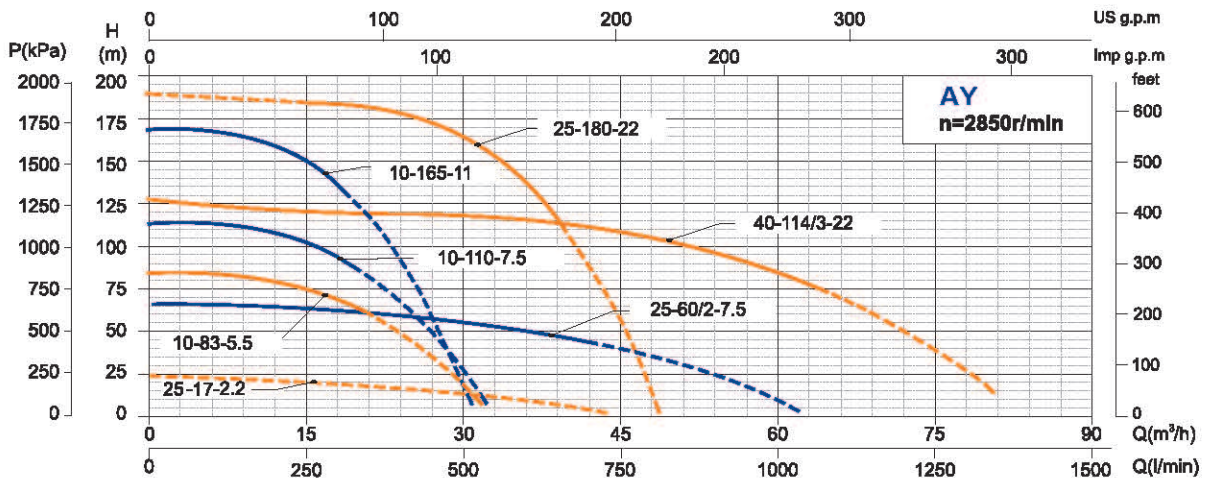
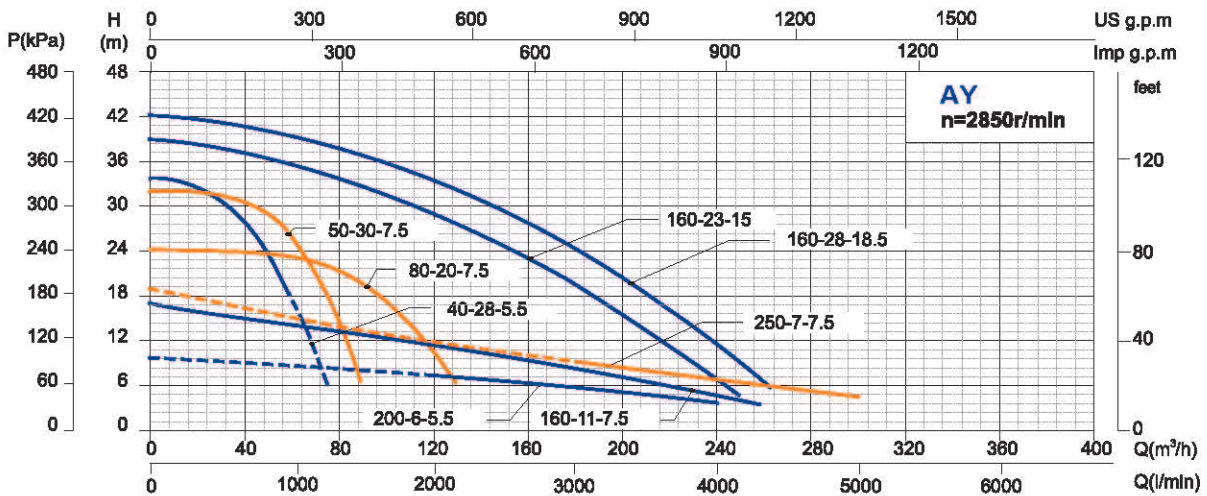
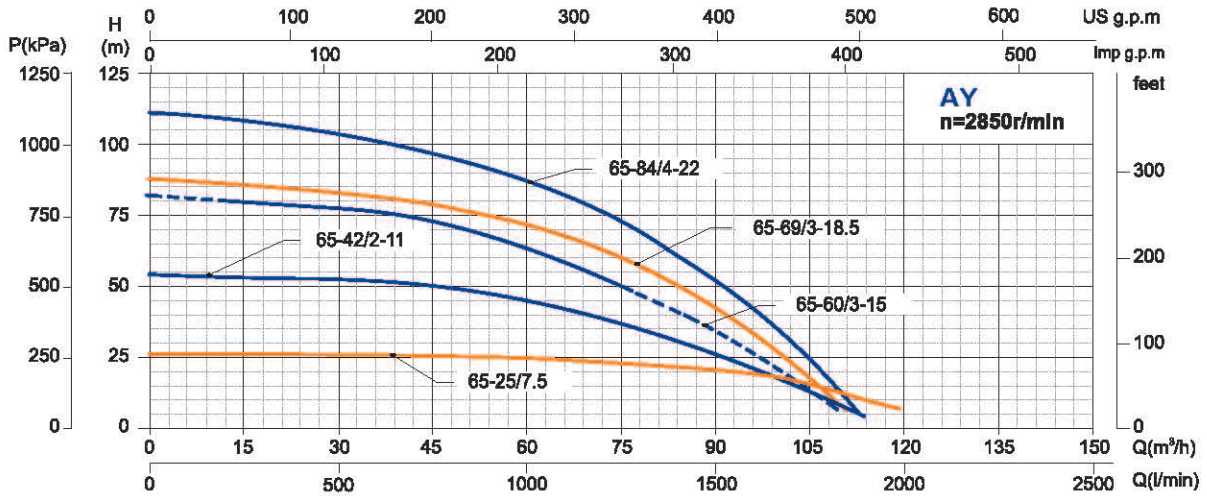


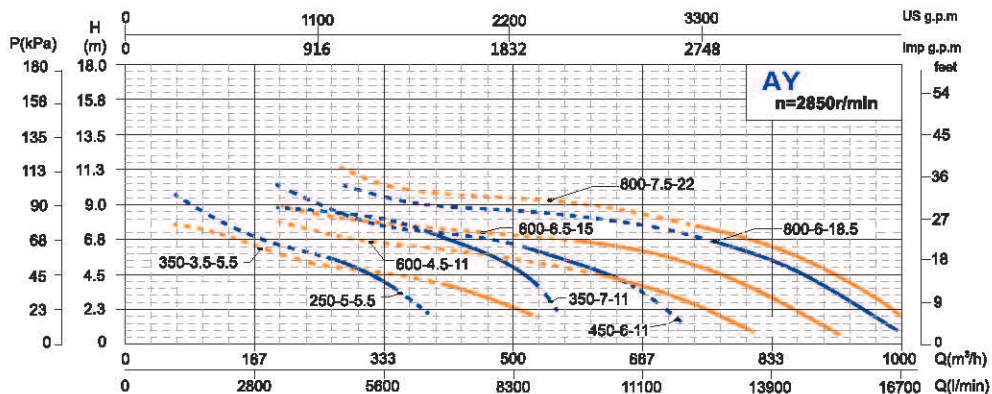
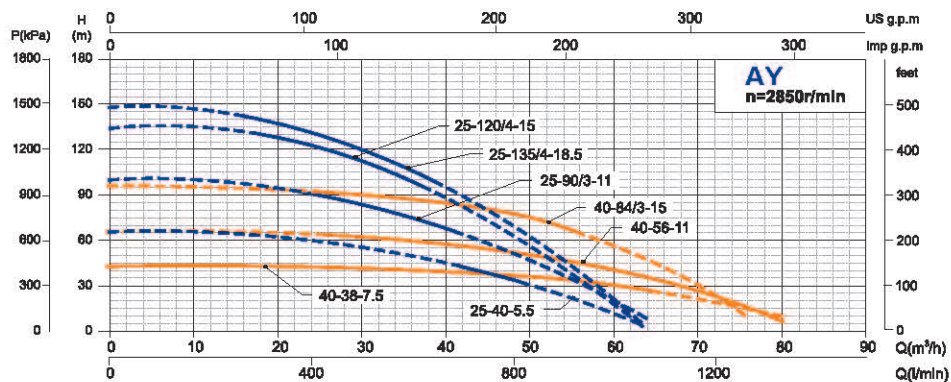
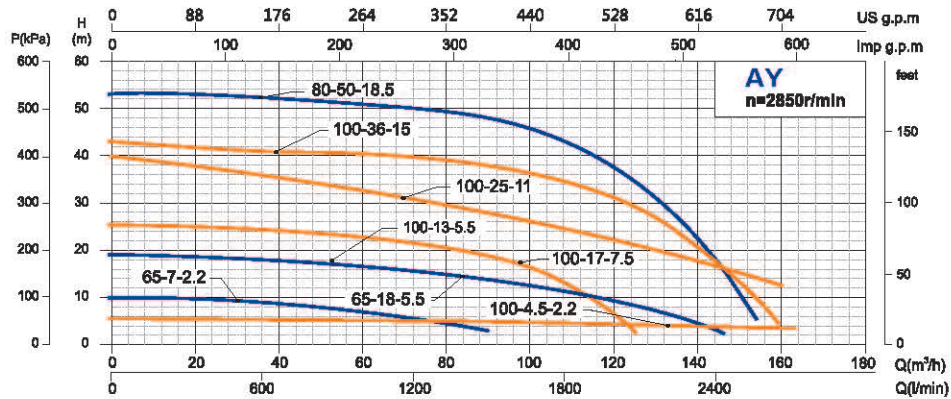
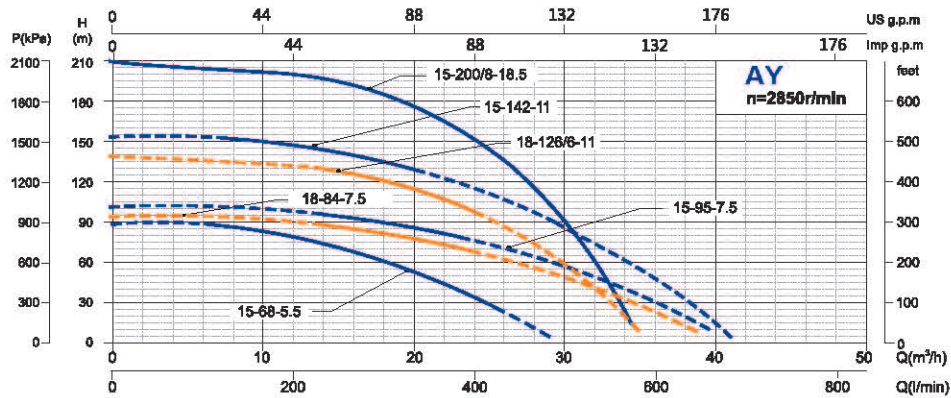
Performance Curve



Performance Curve



Performance Curve

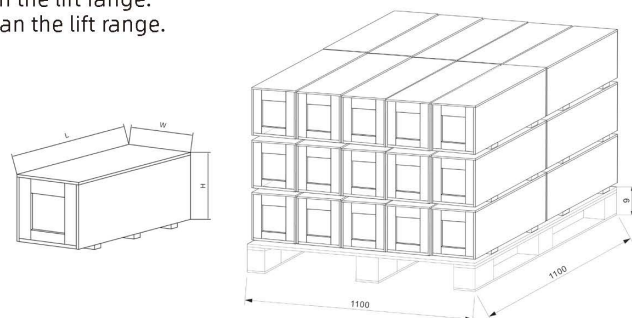


Model	Power		Rate Current (A)	Max. Flow (m ³ /h)	Max. Head (m)	Head Range (m)	Cable line (mm ² -m)	Packing Dim. L×W×H(mm)	G.W (kg)	20'Loading Qty. (pcs)
	Three-Phase	kW								
AY15-26-2.2L3	2.2	3	5.4	28	30	30~0	4x1-15	630x260x315	48	504
AY25-17-2.2L3	2.2	3	5.4	30	20	20~0	4x1-15	630x260x315	48	504
AY65-7-2.2L3	2.2	3	5.4	80	10	10~0	4x1-8	685x235x290	49	504
AY100-4.5-2.2Z4	2.2	3	5.4	163	4.5	9.5~1.5	4x1-8	710x230x290	47	490
AY10-51/3-3L3	3	4	7.2	24.3	60	60~45	4x1-24	780x260x325	65	384
AY15-36-3L3	3	4	7.2	39.2	39	39~0	4x1-15	675x290x345	57	336
AY25-26-3L3	3	4	7.2	50.9	30	30~0	4x1-15	710x270x315	53	448
AY40-16-3L3	3	4	7.2	50	22	22~0	4x1-15	710x270x315	53	448
AY65-10-3L3	3	4	7.2	103	17	17~0	4x1-8	695x235x290	52	504
AY100-6-3Z4	3	4	7.2	175	6	6~1.5	3x1.5+10-8	735x230x295	54	504
AY160-4-3Z3	3	4	7.2	185	4	4~1.5	3x1.5+10-8	770x230x295	55	490
AY30-30-3.7L3	3.7	5	8.7	49	31	31~18	4x1-15	620x295x310	63	441
AY10-60/2-4L3	4	5.5	9.3	19.8	62	61~45	3x1.5+1x1-24	775x270x350	71	336
AY15-48/2-4L3	4	5.5	9.3	42	55	55~0	3x1.5+1x1-24	775x270x350	67	336
AY20-40/2-4L3	4	5.5	9.3	42	48	48~0	3x1.5+1x1-24	775x270x350	69	336
AY40-21-4L3	4	5.5	9.3	52	26	26~0	3x1.5+1x1-15	750x270x310	76	392
AY65-14-4L3	4	5.5	9.3	95	20	20~8	3x1.5+1x1-8	770x305x330	64	294
AY100-9-4L3	4	5.5	9.3	152	14	14~0	3x1.5+1x1-8	780x255x315	66	441
AY160-6-4Z3	4	5.5	9.3	225	10	6~2.5	3x1.5+1x1-8	780x255x315	59	420
AY200-4-4Z3	4	5.5	9.3	225	4	4~2.5	3x1.5+1x1-8	840x230x300	65	420
AY10-83/3-5.5L1	5.5	7.5	12.6	32	85	85~62	3x1.5+1x1-24	1050x330x400	113	150
AY15-68/4-5.5L1	5.5	7.5	12.6	28.3	88	87~28	3x1.5+1x1-24	935x320x370	99	252
AY25-40-5.5L1	5.5	7.5	12.6	68	43	43~33	3x1.5+1x1-24	775x340x395	81	210
AY40-28-5.5L1	5.5	7.5	12.6	72	34	34~19	3x1.5+1x1-15	770x335x385	83	252
AY65-18-5.5L2	5.5	7.5	12.6	140	19	19~0	3x1.5+1x1-15	845x295x380	90	252
AY100-13-5.5L1	5.5	7.5	12.6	148	19	19~0	3x1.5+1x1-15	845x295x380	92	252
AY160-8-5.5Z2	5.5	7.5	12.6	248	9	8~1.5	3x1.5+1x1-8	910x295x380	87	252
AY200-6-5.5Z1	5.5	7.5	12.6	240	6	6~0	3x1.5+1x1-8	885x295x380	91	252
AY250-5-5.5Z1	5.5	7.5	12.6	296	5	5~3.5	3x1.5+1x1-8	950x310x385	85	210
AY350-3.5-5.5Z1	5.5	7.5	12.6	400	10	3.5~2	3x1.5+1x1-8	950x310x385	91	210
AY10-110/4-7.5L1	7.5	10	16.8	32	115	115~84	3x2.5+1x1.5-24	1155x310x380	155	210
AY15-95/4-7.5L1	7.5	10	16.8	39	101	98-80	3x2.5+1x1.5-24	1155x310x380	136	210
AY18-84/4-7.5L1	7.5	10	16.8	38	94	88~70	3x2.5+1x1.5-24	1155x310x380	136	210
AY25-60/2-7.5L1	7.5	10	16.8	62	66	66~45	3x2.5+1x1.5-24	920x335x385	107	216
AY40-38-7.5L1	7.5	10	16.8	81	44	44~28	3x2.5+1x1.5-15	820x345x395	92	210
AY50-30-7.5L1	7.5	10	16.8	88	32	32~0	3x2.5+1x1.5-15	845x340x390	90	180
AY65-25-7.5L1	7.5	10	16.8	117	26	26~0	3x1.5+1x1 ☆ -15	845x295x380	101	252
AY80-20-7.5L1	7.5	10	16.8	128	24	24~0	3x2.5+1x1.5-15	845x295x380	101	252
AY100-17-7.5L1	7.5	10	16.8	125	22	22~0	3x1.5+1x1 ☆ -15	885x295x380	105	252
AY160-11-7.5Z1	7.5	10	16.8	200	11	11~2.5	3x2.5+1x1.5-8	990x295x380	111	210
AY200-9-7.5Z1	7.5	10	16.8	248	9	9~3	3x2.5+1x1.5-8	990x295x380	111	210
AY250-7-7.5Z1	7.5	10	16.8	323	7	7~3	3x2.5+1x1.5-8	950x310x385	97	210

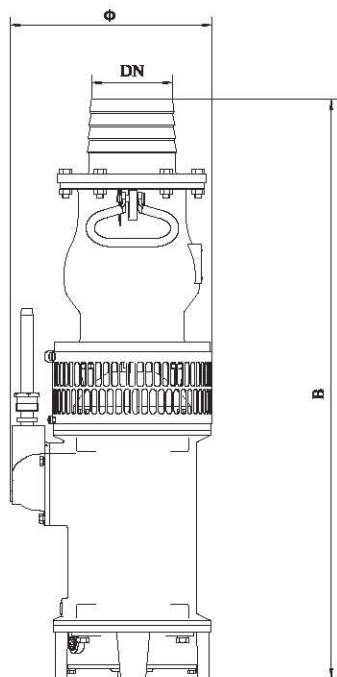
Centrifugal pumps are not recommended to be used less than the lift range.
 Axial flow pumps are not recommended to be used higher than the lift range.

Model	Power		Rate Current (A)	Max. Flow (m ³ /h)	Max. Head (m)	Head Range (m)	Cable line (mm ² -m)	Packing Dim. L×W×H(mm)	G.W (kg)	20'Loading Qty. (pcs)
	Three-Phase	kW								
AY10-165/6-11L1	11	15	24.3	31	170	170~130	3x4+1x2.5-24	1285x310x380	161	168
AY15-142/6-11L1	11	15	24.3	39.7	157	157~130	3x4+1x2.5-24	1295x305x375	161	168
AY18-126/6-11L1	11	15	24.3	35	138	130~105	3x4+1x2.5-24	1300x310x380	161	168
AY25-90/3-11L1	11	15	24.3	63	101	95~68	3x4+1x2.5-24	1050x330x400	129	180
AY40-56/2-11L1	11	15	24.3	80	65	65~0	3x4+1x2.5-24	920x335x385	113	216
AY65-42/2-11L1	11	15	24.3	114	54	54~0	3x4+1x2.5-24	980x340x390	117	150
AY100-25-11L2	11	15	24.3	167	33	33~0	3x4+1x2.5-15	910x365x385	110	216
AY160-15-11L1	11	15	24.3	240	25	20~10	3x4+1x2.5-8	980x315x390	105	175
AY350-7-11Z1	11	15	24.3	419	7	7~2.5	3x4+1x2.5-8	1020x310x385	108	180
AY450-6-11Z1	11	15	24.3	538	6	6~2	3x4+1x2.5-8	1130x360x395	120	130
AY600-4.5-11/4Z1	11	15	24.3	810	4.5	4.5~2	3x6+1x4+2x1-8	1360x500x530	200	60
AY25-120/4-15L1	15	20	33	63	135	132~100	3x6+1x4+2x1-24	1310x340x420	205	120
AY40-84/3-15L1	15	20	33	75	98	97~67	3x6+1x4+2x1-24	1120x340x420	183	120
AY65-60/3-15L1	15	20	33	111	82	78~48	3x6+1x4+2x1-24	1215x340x420	188	120
AY100-36-15L1	15	20	33	159	42	42~0	3x6+1x4+2x1-15	1020x400x460	167	120
AY160-23-15L1	15	20	33	248	39	39~0	3x6+1x4+2x1-15	1070x420x480	172	120
AY250-14-15L1	15	20	33	336	29	29~0	3x6+1x4+2x1-8	1185x340x440	171	120
AY600-6.5-15/4Z1	15	20	33	920	13	6.5~1	3x6+1x4+2x1-8	1430x500x530	231	50
AY15-200/8-18.5L1	18.5	25	42.4	34	212	212~0	3x6+1x4+2x1-24	1615x340x420	262	120
AY25-135/4-18.5L1	18.5	25	42.4	63	146	142~105	3x6+1x4+2x1-24	1355x340x420	215	120
AY65-69/3-18.5L1	18.5	25	42.4	111	87	87~0	3x6+1x4+2x1-24	1255x340x420	203	120
AY80-50-18.5L1	18.5	25	42.4	154	53	53~0	3x6+1x4+2x1-15	1070x400x460	180	125
AY160-28-18.5L1	18.5	25	42.4	264	42	42~0	3x6+1x4+2x1-15	1105x420x465	186	125
AY250-18-18.5	18.5	25	42.4	360	33	33~0	3x6+1x4+2x1-15	1225x340x440	186	120
AY800-6-18.5/4Z1	18.5	25	42.4	1000	13	6~1	3x6+1x4+2x1-8	1430x500x530	293	50
AY25-180/4-22L1	22	30	42.4	48	190	183~114	3x10+1x6+2x1-24	1455x350x420	271	120
AY40-114/3-22L1	22	30	42.4	80	127	127~70	3x10+1x6+2x1-24	1425x350x420	244	120
AY65-84/4-22L1	22	30	42.4	112	110	110~0	3x10+1x6+2x1-24	1375x350x420	235	120
AY200-26-22L1	22	30	42.4	360	38	38~0	3x10+1x6+2x1-15	1260x340x440	198	120
AY250-22-22L1	22	30	42.4	360	38	38~0	3x10+1x6+2x1-15	1260x340x440	198	120
AY800-7.5-22/4Z1	22	30	48.1	1000	13	7.5~1	3x10+1x6+2x1-8	1430x500x530	313	50

Centrifugal pumps are not recommended to be used less than the lift range.
Axial flow pumps are not recommended to be used higher than the lift range.

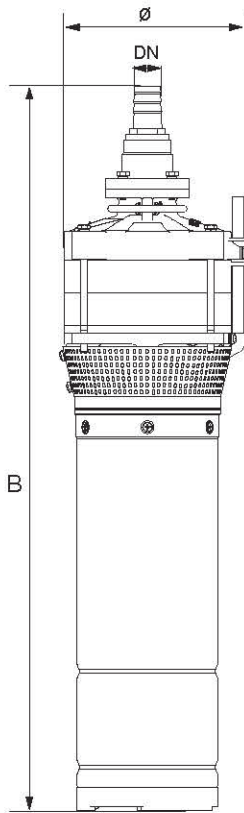


Dimensions & Weight



Model	Dim.(mm)			N.W. (kg)	
	Three-Phase	ø	B		DN
AY15-26-2.2L3		265	570	2"	44
AY25-17-2.2L3		255	550	2.5"	44
AY65-7-2.2L3		240	605	4"	46
AY100-4.5-2.2Z4		240	635	6"	45
AY10-51/3-3L3		245	700	2"	61
AY15-36-3L3		290	595	2"	53
AY25-26-3L3		265	585	2.5"	49
AY40-16-3L3		265	600	3"	49
AY65-10-3L3		240	630	4"	48
AY100-6-3Z4		240	660	6"	52
AY160-4-3Z3		245	685	6"	51
AY30-30-3.7L3		270	625	2.5"	59
AY10-60/2-4L3		270	670	2"	66
AY15-48/2-4L3		270	680	2"	62
AY20-40/2-4L3		270	675	2.5"	64
AY40-21-4L3		265	635	3"	55
AY65-14-4L3		280	675	4"	59
AY100-9-4L3		255	695	6"	61
AY160-6-4Z3		250	725	6"	54
AY200-4-4Z3		250	740	8"	60
AY10-83/3-5.5L1		265	960	2"	106
AY15-68/4-5.5L1		265	805	2.5"	100
AY25-40-5.5L1		265	675	2.5"	83
AY40-28-5.5L1		265	680	3"	84
AY65-18-5.5L2		265	735	4"	84
AY100-13-5.5L1		265	750	6"	82
AY160-8-5.5Z2		265	770	6"	81
AY200-6-5.5Z1		265	785	8"	86
AY250-5-5.5Z1		275	815	8"	82
AY350-3.5-5.5Z1		275	815	8"	80
AY10-110/4-7.5L1		265	1060	2"	127
AY15-95/4-7.5L1		275	1065	2.5"	128
AY18-84/4-7.5L1		275	1065	2.5"	128
AY25-60/2-7.5L1		290	815	2.5"	104
AY40-38-7.5L1		265	725	3"	90

Dimensions & Weight



Model	Dim.(mm)			N.W. (kg)	
	Three-Phase	Ø	B		DN
AY50-30-7.5L1		295	750	3"	95
AY65-25-7.5L1		265	750	4"	90
AY80-20-7.5L1		265	750	4"	89
AY100-17-7.5L1		265	805	6"	89
AY160-11-7.5Z1		265	885	6"	96
AY200-9-7.5Z1		265	900	8"	96
AY250-7-7.5Z1		275	890	8"	91
AY10-165/6-11L1		265	1200	2"	151
AY15-142/6-11L1		265	1205	2.5"	106
AY18-126/6-11L1		265	1205	2.5"	153
AY25-90/3-11L1		290	915	2.5"	122
AY40-56/2-11L1		290	825	3"	109
AY65-42/2-11L1		305	885	4"	117
AY100-25-11L2		270	881	4"	104
AY160-15-11L1		280	890	6"	102
AY350-7-11Z1		275	925	8"	102
AY450-6-11Z1		310	1025	10"	106
AY600-4.5-11/4Z1		440	1250	14"	190
AY25-120/4-15L1		325	1180	2.5"	194
AY40-84/3-15L1		325	990	3"	173
AY65-60/3-15L1		325	1085	4"	188
AY100-36-15L1		340	910	4"	158
AY160-23-15L1		350	960	6"	165
AY250-14-15L1		320	1075	8"	161
AY600-6.5-15/4Z1		440	1320	14"	213
AY15-200/8-18.5L1		320	1480	2"	249
AY25-135/4-18.5L1		325	1220	2.5"	203
AY65-69/3-18.5L1		325	1125	4"	198
AY80-50-18.5L1		340	950	6"	170
AY160-28-18.5L1		350	1000	6"	184
AY250-18-18.5		320	1115	8"	176
AY800-6-18.5/4Z1		440	1280	14"	275
AY25-180/4-22L1		325	1320	2"	259
AY40-114/3-22L1		325	1270	3"	232
AY65-84/4-22L1		325	1240	4"	223
AY200-26-22L1		320	1145	6"	188
AY250-22-22L1		320	1145	8"	188
AY800-7.5-22/4Z1		440	1320	14"	295