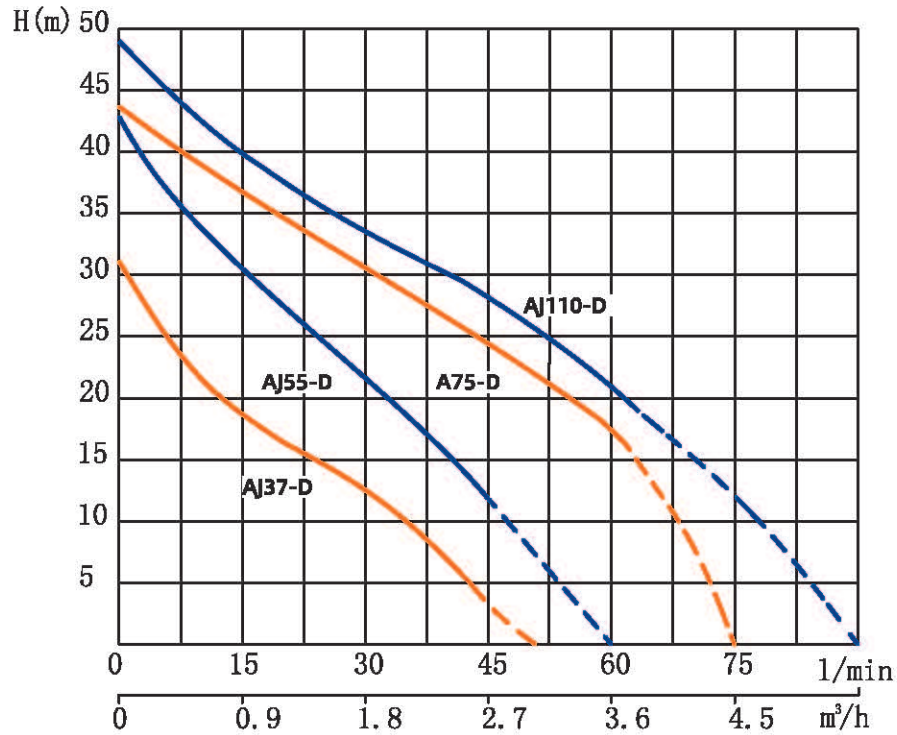
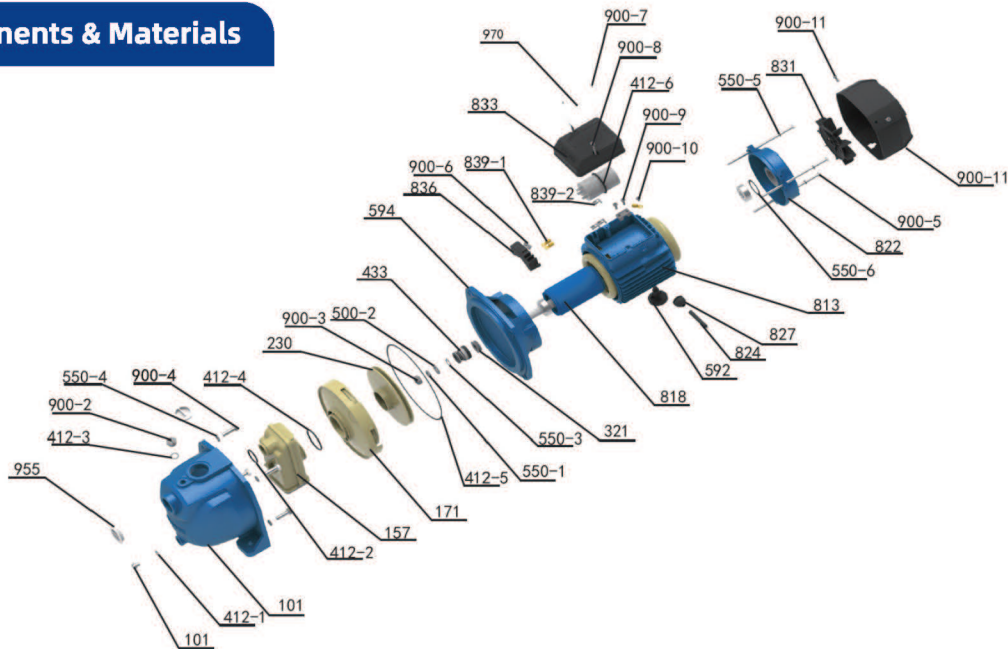


**Performance Curve**



Model	Power		Max. Flow (m³/h)	Max. Head (m)	Head Range (m)	Max. Suction (m)	
	Single-Phase	kw					HP
AJ37-D		0.37	0.5	3	32	32~2.5	8
AJ55-D		0.55	0.75	3.6	41	41~3	9
AJ75-D		0.75	1	4.5	45	45~4.5	9
AJ110-D		1.1	1.5	5.4	52	52~5	9

## Components & Materials

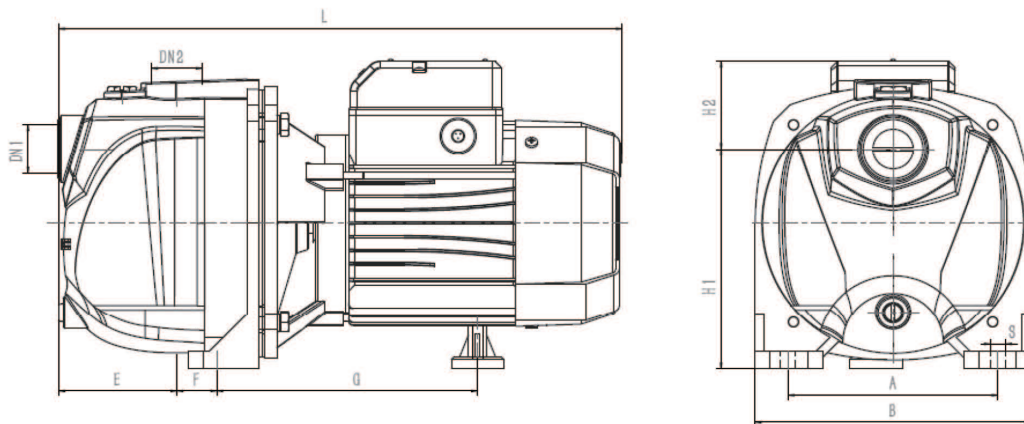


No.	Part name	No.	Part name	No.	Part name
900-1	Slotted cheese head screw	832	Fan cover	550-2	Flat washer
412-1	O-ring	900-11	Cross head pan head screw	900-3	Lock nut
101	Pump body	831	Fan blade	230	Impeller
412-2	O-ring	550-5	Spring washer	412-4	O-ring
157	Ejector	550-6	Wave spring	900-4	Hexagon head bolt
171	Guide vane	900-10	Hexagon cross recessed screw	550-4	Spring washer
412-5	O-ring	900-9	Hexagon cross recessed screw	900-2	Vent cock
550-1	Spring washer	412-6	O-ring	412-3	O-ring
550-3	Circlip for shaft	900-8	Hexagon cross recessed screw	955	Dust cover
507	Water retaining ring	900-7	Rivet		
321	Bearing	970	Nameplate		
818	Rotor	833	Junction box		
592	Foot	839-1	6.3 spring		
824	Cable	839-2	O-type closed terminal		
827	Cable sheath	900-6	Cross recessed screw		
813	Stator	836	Wiring terminal		
822	Rear end cover	594	Connector		
900-5	Hexagon head bolt	433	Mechanical seal		

Model	AJ37-D	AJ55-D	A75-D	AJ110-D
Capacitor(μF)	12μF\450V	12μF\450V	20μF\450V	20μF\450V
Bearing	6201-2RZ	6202-2RZ	6202-2RZ	6202-2RZ
Motor Shaft	AISI 304+Steel 45#			
Mechanical Seal	108-12/21&B:A(PC)	108-14/25&B:A(PC)	108-14/25&B:A(PC)	108-14/25&B:A(PC)
	A:Graphite B: Ceramic P:NBR			
Motor Case	YL102	YL102	YL102	YL102
Coupling	HT200	HT200	HT200	HT200
Pump Body	HT200	HT200	HT200	HT200
Impeller	HPb57-3	HPb57-3	HPb57-3	HPb57-3

## Dimensions & Weight

Model	DN1	DN2	Dim.(mm)									N.W. (kg)
			Inch		A	B	E	F	G	L	S	
AJ37-D	1"	1"	112	147	83.5	19	160	343	10	113	55	8.1
AJ55-D	1"	1"	140	184	78.5	26.5	174	376	10	148	59	12.9
AJ75-D	1"	1"	140	184	78.5	26.5	174	376	10	148	59	13.6
AJ110-D	1"	1"	140	184	78.5	26.5	174	376	10	148	59	14.3



## Packing Size & Weight

Model	Dim.(LxWxH) mm	G.W. (kg)	20'Loading Qty. (pcs)
Single-Phase			
AJ37-D	370x165x210	8.6	2192
AJ55-D	420x200x235	13.6	1425
AJ75-D	420x200x235	14.3	1425
AJ110-D	420x200x235	15	1425

